

IMPORTANT! Please read all instructions before installing.

Thank you for purchasing a Shakespeare antenna product. Customer comments are welcome. Before installing, please study the diagram and check parts supplied against those listed.

The Style HS-40 is a surface or flush-mountable horn style loudspeaker with 40 watts power handling capacity and loudhailer listenback function. It is made of high impact white plastic and includes a tilt mount bracket.

SPECIFICATIONS:

- 8-ohms, 40 Watts @ 400 Hz
- Frequency Response: 250 Hz to 8 KHz
- Operating temperature range: -40° to +176° F (-40° to +80° C)

TOOLS REQUIRED:

- Drill and bits
- Screwdriver

OTHER MATERIALS REQUIRED:

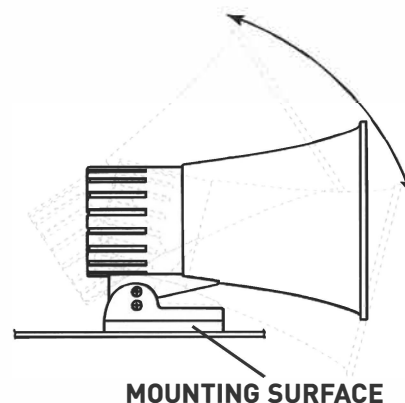
Nuts, bolts, washers, 2-conductor wire as appropriate for your installation.

INSTALLATION INSTRUCTIONS

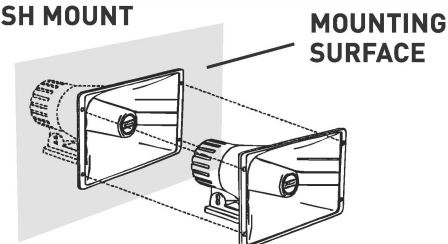
1. Decide the best location with the speaker facing the desired listening area for maximum volume.
2. The speaker can be mounted to a surface, using its tilt mount bracket, or it can be flush mounted to a strong surface (see *mounting illustrations for details*). The speaker can be used as a template to mark the location for the mounting holes. Mark and drill the holes. When drilling fiberglass surfaces, place a small block of scrap wood (*not supplied*) behind the surface to reduce push-through damage. Mount the speaker with appropriate hardware (*not supplied*).
3. Attach additional wire if necessary, using a minimum 18-gauge wire.

SUPPLIED PARTS:

1 Speaker Assembly

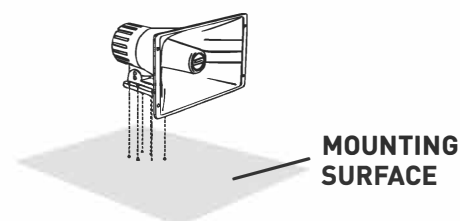


FLUSH MOUNT



NOTE: IF NECESSARY, BRACKET MAY BE REMOVED WHEN FLUSH MOUNTING

MOUNT TO VERTICAL, SLANTED, OR HORIZONTAL SURFACE



SHAKESPEARE® MARINE
www.shakespeare-marine.com

U.S. Operations: 6111 Shakespeare Rd. · Columbia, SC 29223 · 803-227-1515
U.K. Operations: Enterprise Way, Fleetwood, Lancashire, FY7 8RY, England · +44 (0) 1253 825151

FELLECS TECH

Ihr Partner für Funktechnik

www.fellecs-tech.com
inbox@fellecs-tech.com